



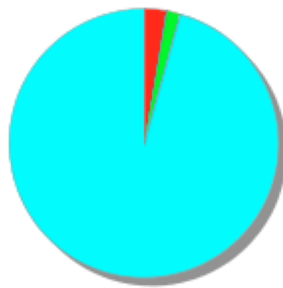
Garth Homer FOUNDATION

2013-2014 Revenues and Expenses






Revenues

Received donations	\$19,628
Non-receipted donations	\$0
Gifts from other charities	\$826
Government funding	\$10,800
All other revenue	\$693,588

Total revenues: \$724,842



Revenues

	Received donations – 3%
	Non-receipted donations – 0%
	Gifts from other charities – 0%
	Government funding – 1%
	All other revenue – 96%







Expenses

Charitable program	\$134,820 (21%)
Management and administration	\$0
Fundraising	\$0
Political activities	\$0
Gifts to other registered charities and qualified donees	\$506,180 (79%)
Other	\$0

Total expenses: \$641,000



Expenses

	Charitable program – 21%
	Management and Administration – 0%
	Fundraising – 0%
	Political Activities – 0%
	Gifts to other registered charities and qualified donees – 79%
	Other – 0%